




Pumping Solutions Redefined



Vertical Sump Pump

'Jeep Pumping Solutions

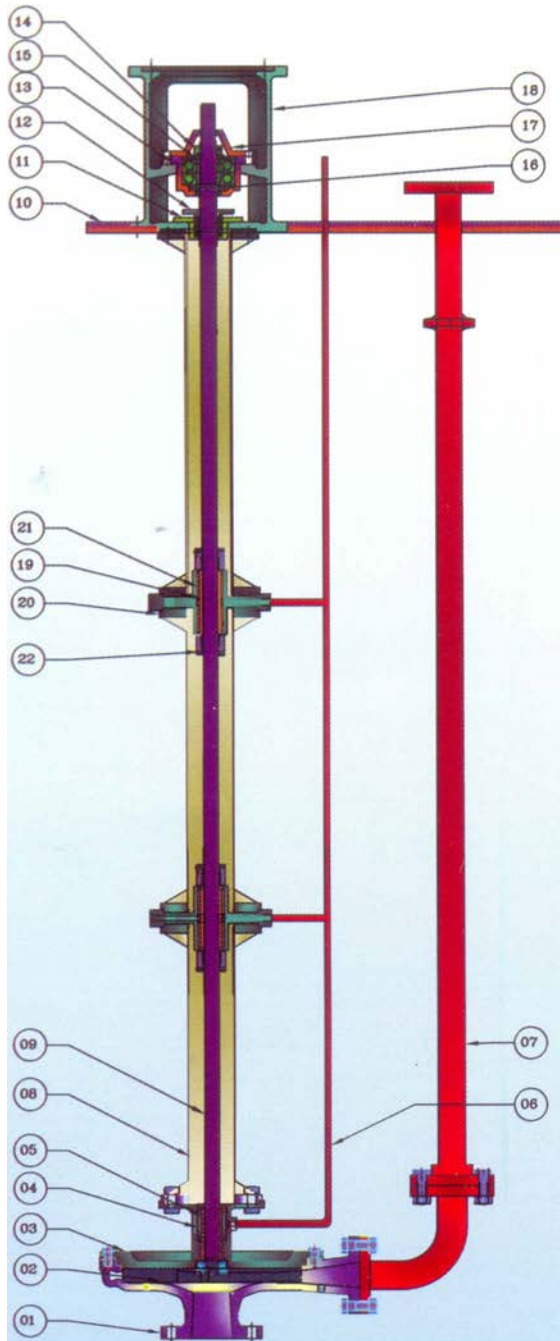
Process Pumps (I) Pvt Ltd

An ISO 9001:2000 Certified Company

Website: www.process-pumps.com

Email: contact@process-pumps.com

VERTICAL SUMP PUMP



No.	DESCRIPTION
1	IMPELLER CASING
2	IMPELLER
3	BACK PLATE
4	BUSH BEARING PUMP END
5	SHAFT SLEEVE
6	FLUSHING PIPE
7	DELIVERY PIPE
8	COLUMN PIPE
9	SHAFT
10	MOUNTING PLATE
11	GLAND HOUSING
12	GLAND COVER
13	BEARING HOUSING
14	BEARING SLEEVE NUT
15	BEARING SLEEVE
16	SLEEVE LOCK NUT
17	BEARING HOUSING COVER
18	MOTOR MOUNTING BRACKET
19	COUPLING SLEEVE
20	STAR SUPPORT
21	STAR BUSH BEARING
22	COUPLING NUT

Capacity range upto 450 m³/hr

Head range upto 60 m

Depth of immersion upto 3.5 m

SPECIAL FEATURES

No priming is required & automatic start and stop is possible.

Amply designed shaft is provided with adequate bearing support to maintain vibration free operation.

No gland leakage & spillage of liquid, hence no environmental hazards.

Vertical mounting of the pump requires minimum floor space.

Whenever pump is to handle molten liquids, special jacketing is provided on the column and delivery pipe. Steam is to be circulated through these jackets for preheating of the pump before starting.

APPLICATIONS

Transfer & circulation of acids, alkalies, solvents, oils & chemicals

Industrial waste transfer

Industrial waste treatment